



HANSRAJ COLLEGE
University of Delhi
(NAAC Grade A+ with CGPA 3.62)



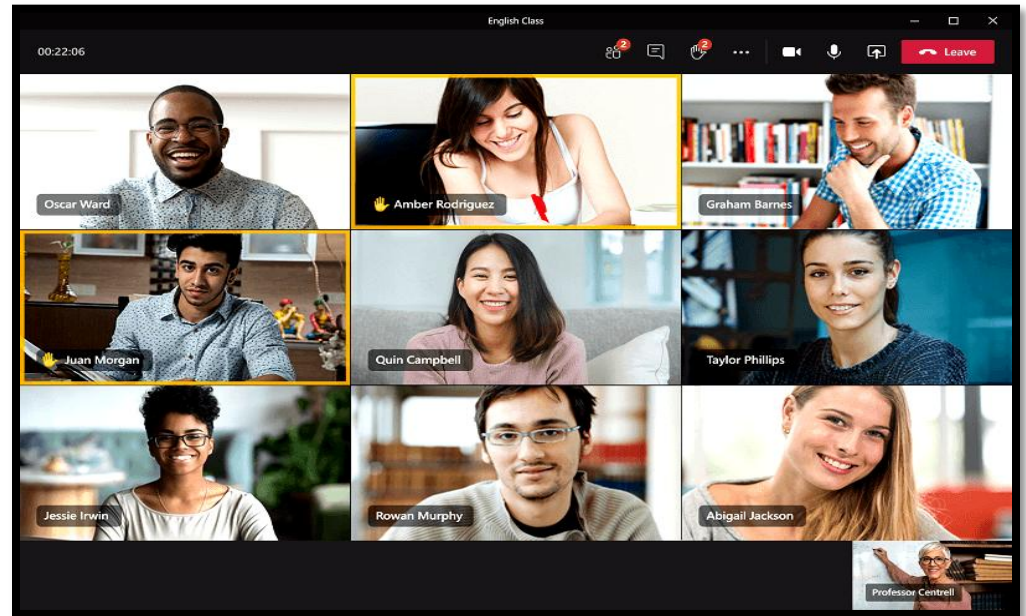
Online Teaching-Learning Platform

BRIJ MOHAN
Department of Mathematics


Platform for Online Learning




Microsoft Teams



Download Microsoft Teams



The screenshot shows the Microsoft Teams download page. At the top, there is a navigation bar with the Microsoft logo, a vertical separator, and links for 'Teams', 'Products' (with a dropdown arrow), 'Solutions' (with a dropdown arrow), and 'Resources' (with a dropdown arrow). Below this is a blue banner with the text 'Now call, chat, and make plans with family'. The main content area features the heading 'Download Microsoft Teams' in large, bold, black font. Below the heading is the text 'Connect and collaborate with anyone from anywhere on Teams.' At the bottom, there are two buttons: a solid blue button labeled 'Download for desktop' and a white button with a blue border labeled 'Download for mobile'.

 Microsoft | **Teams** Products ▾ Solutions ▾ Resources ▾

Now call, chat, and make plans with family

Download Microsoft Teams

Connect and collaborate with anyone from anywhere on Teams.

[Download for desktop](#)

[Download for mobile](#)


Login

College will provide the login details to all the students.

Username : **name14672@hrc.edu.du.ac.in**

Password : *********

Office 365 for ALL



www.office.com

There are many apps by Microsoft

www.office.com

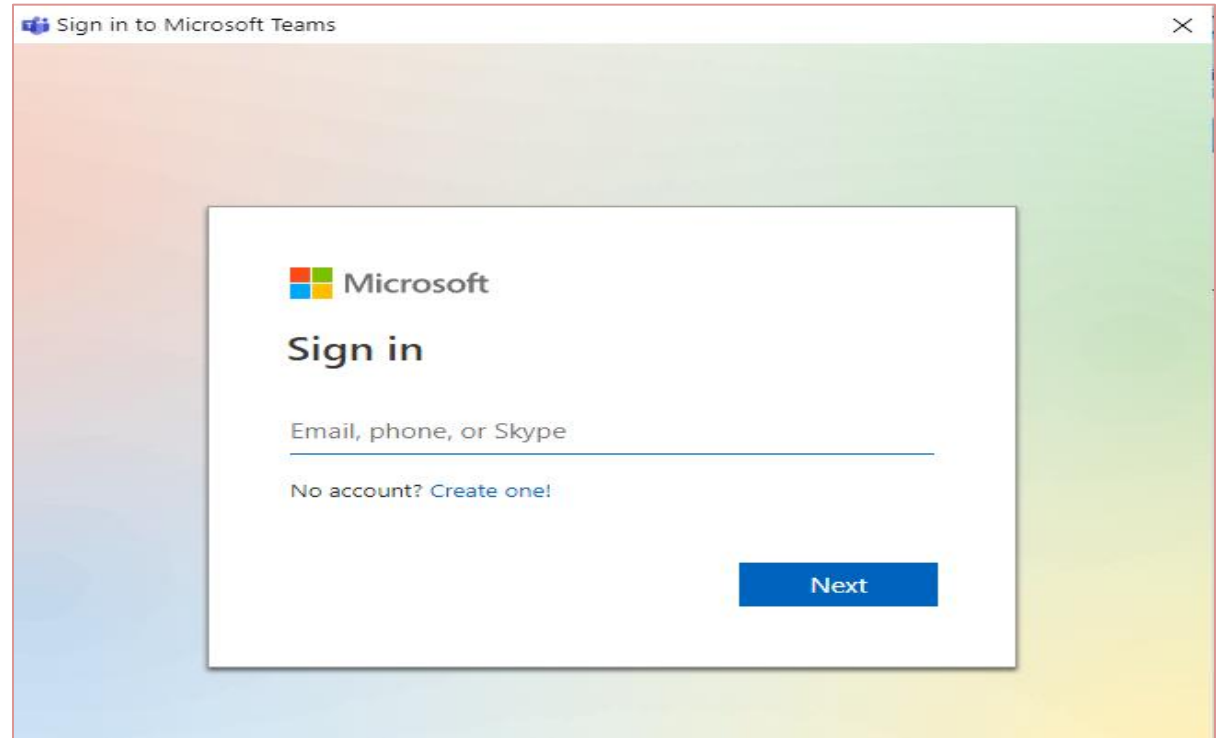
The screenshot displays the Microsoft Office 365 web interface. On the left sidebar, there are sections for 'Apps' (Outlook, Word, PowerPoint, SharePoint, Sway, OneDrive, Excel, OneNote, Teams, Forms) and 'Documents' (Document, Book, Vinay 530 1). The main content area features a search bar at the top. Below it, there are four preview cards for recent documents: 'parth14047 shared this in a Tea...', 'parth14047 shared this in a Tea...', 'mukesh recorded a meeting, Sep 5', and 'parth14047 shared this in a Tea...'. Below these cards is a table of recent files.

| Name | Accessed | Shared by | Activity |
|--|-----------------|----------------|--|
| C__practical_7458_Maninder Singh Jul21-C++ Programming BSc(H) 3rd Year UPC : 32357503 | Thu at 11:32 AM | | |
| Points_in_the_plane Jul21-C++ Programming BSc(H) 3rd Year UPC : 32357503 | Wed at 9:01 PM | | |
| BeamerQ1_3_4_5 sonali14044's Files | Sep 24 | sonali14044 | sonali14044 shared this in a Te... Sep 24 |
| Chapter 11 - 1,3,4,5 anup14064's Files | Sep 24 | anup14064 | anup14064 shared this with you Sep 22 |
| Chapter 10 - 6,7,8,9-1 ramawatar14051's Files | Sep 17 | ramawatar14051 | ramawatar14051 shared this in... Sep 15 |
| C_9_Q8_9_10_jitender14048 jitender14048's Files | Sep 10 | jitender14048 | jitender14048 shared this in a ... Sep 10 |
| Anup 1 anup14064's Files | Sep 7 | anup14064 | anup14064 shared this in a Tea... Sep 1 |
| Divya_14077_Chapter_9_b divya14077's Files | Sep 1 | divya14077 | divya14077 shared this with you Sep 1 |
| Ankit_14063_ ankit14063's Files | Aug 27 | ankit14063 | ankit14063 shared this in a Tea... Aug 27 |
| Arya-1 arya14061's Files | Aug 27 | arya14061 | arya14061 shared this in a Tea... Aug 27 |

Sign-in to MS Teams

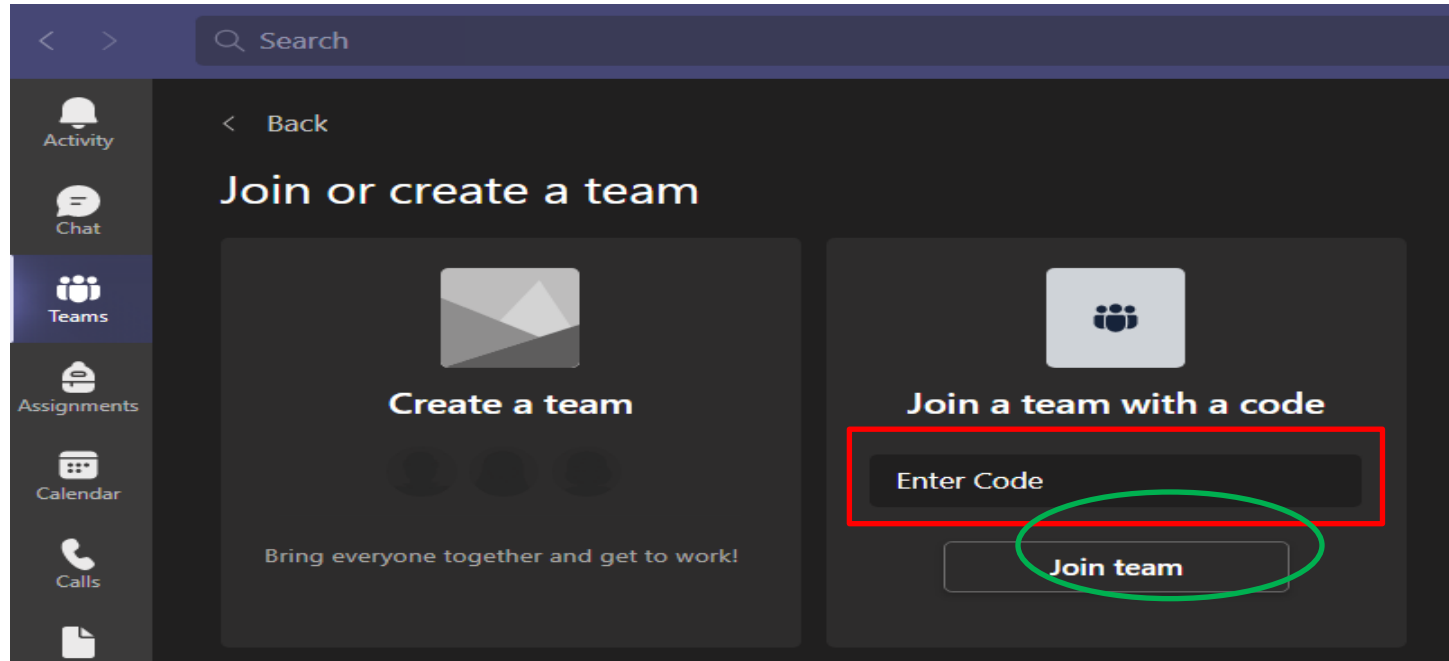


Click on Teams logo

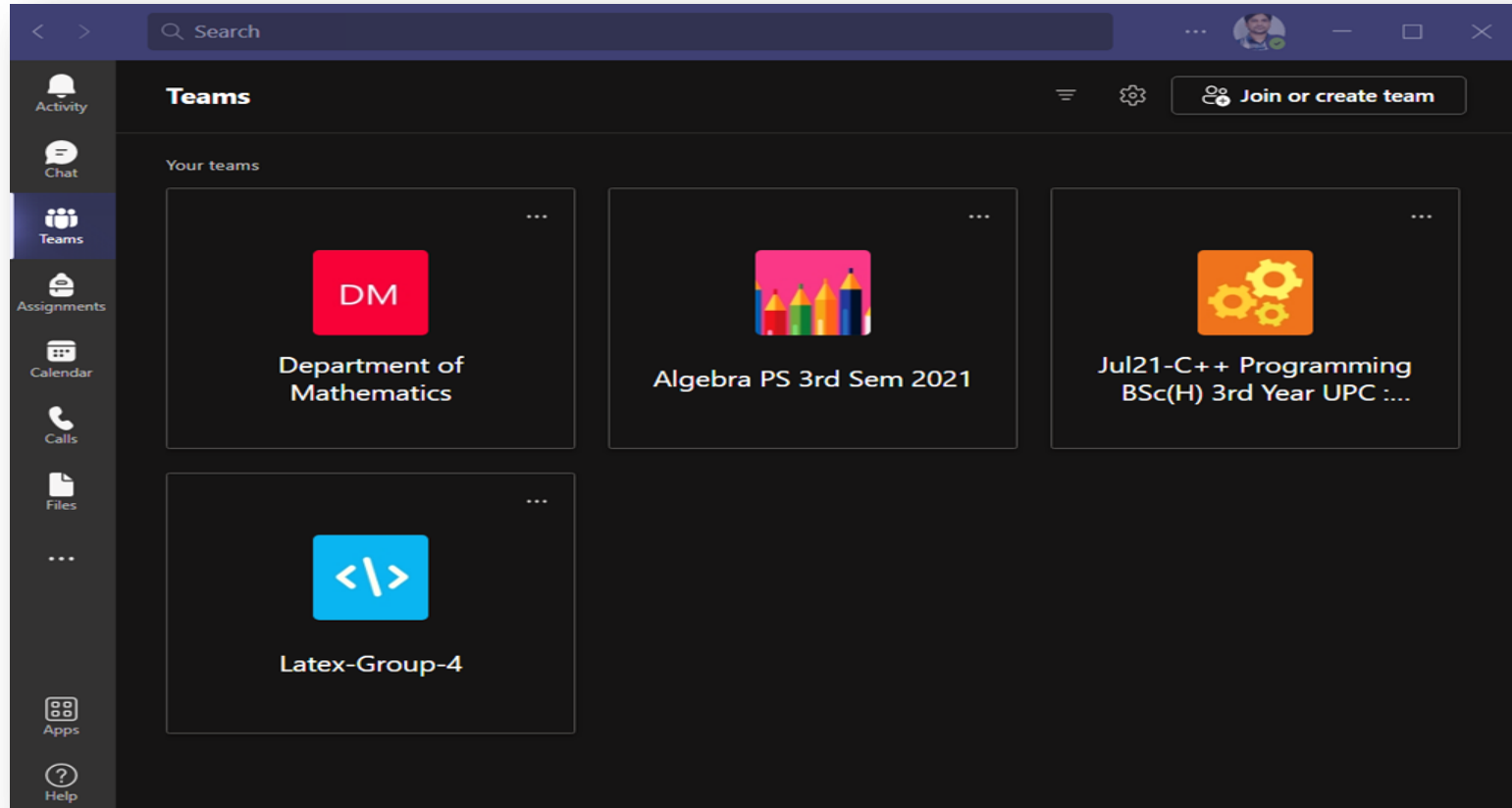


Joining a Class/Team

Your subject teacher will send you a code: **XT5v45**

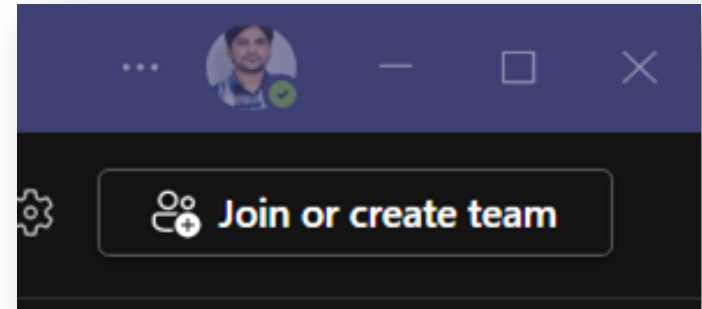
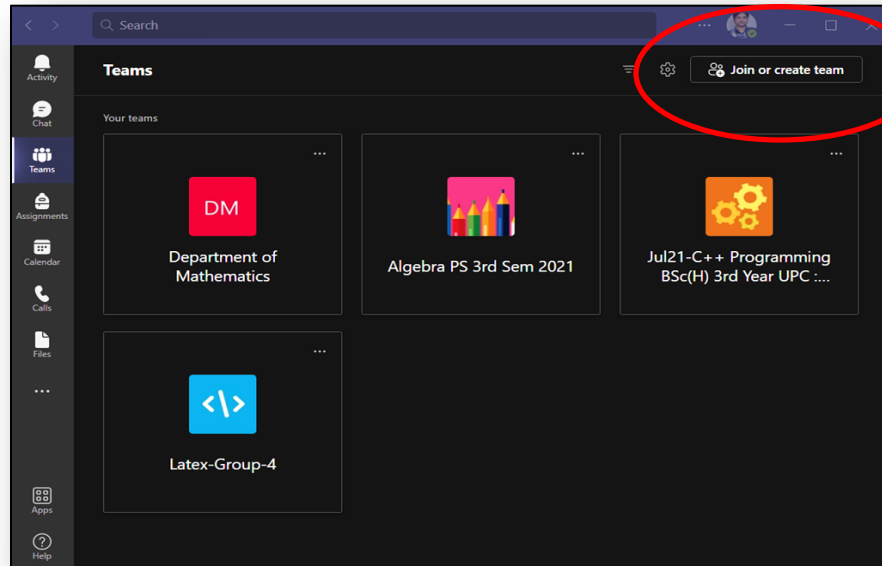


Classes or Teams



Joining more Classes/Teams

Your subject teacher will send you a code: **XT5v45**



Joining a Class/Team

OR

You can request to your teacher to add you in the class by giving your details to him/her:

Name : *****

Course : *****

Subject : *****

College Roll No.: *****

Login id : name14672@hrc.edu.du.ac.in

Lecture notification

The screenshot displays the Microsoft Teams application interface. On the left is a dark sidebar with navigation icons for Activity, Chat, Teams, Assignments, Calendar, Calls, and Files. The main area shows a team named "Algebra PS 3rd Sem 2021" with a channel named "General". A notification for a meeting is highlighted with a yellow oval. The notification is from "Brij Mohan" dated "8/16 10:23 PM" and states "Scheduled a meeting". The meeting details are: "Algebra Lecture" and "Occurs every Tuesday @9:30 AM". Below the notification, it says "103 replies from you, sourav, and sachin". Above and below the notification are "Attendance report" links with a download icon and the text "Click here to download attendance report".

Activity
Chat
Teams
Assignments
Calendar
Calls
Files

< All teams

Algebra PS 3rd Sem 2021 ...

Class Notebook
Assignments
Grades
Insights

Channels

General

General Posts Files 1 more +

Attendance report
Click here to download attendance report

Reply

Yesterday

Brij Mohan 8/16 10:23 PM
Scheduled a meeting

Algebra Lecture
Occurs every Tuesday @9:30 AM

103 replies from you, sourav, and sachin

Meeting ended: 7s

Attendance report
Click here to download attendance report

Reply

Joining class from Calendar

The screenshot shows the Microsoft Teams calendar interface. The top bar includes a search bar, a user profile, and window controls. The left sidebar contains navigation icons for Activity, Chat, Teams, Assignments, Calendar (selected), Calls, Files, and Apps. The main area displays a calendar for November 2021, with the 'Work week' view selected. The calendar grid shows meetings for the 15th, 16th, 17th, 18th, and 19th of the month. A meeting titled 'Algebra Lecture' by BrijMohan is highlighted on Monday and Tuesday, with a red dashed line indicating it can be joined from the calendar.

| | 15 Monday | 16 Tuesday | 17 Wednesday | 18 Thursday | 19 Friday |
|-------|------------------------------|------------------------------|----------------------------|--------------------------|---------------------------|
| 10 AM | Algebra Lecture BrijMohan | Algebra Lecture BrijMohan | | | |
| 11 AM | C++ Lecture BrijMohan | C++ Lecture BrijMohan | LAB-Latex(G4) BrijMohan | | Latex-LAB-G4 BrijMohan |
| 12 PM | | | | | |
| 1 PM | C++ LAB BrijMohan | | | C++ Lecture BrijMohan | C++ Lecture BrijMohan |
| 2 PM | | | C++ LAB BrijMohan | | |

Suggestions

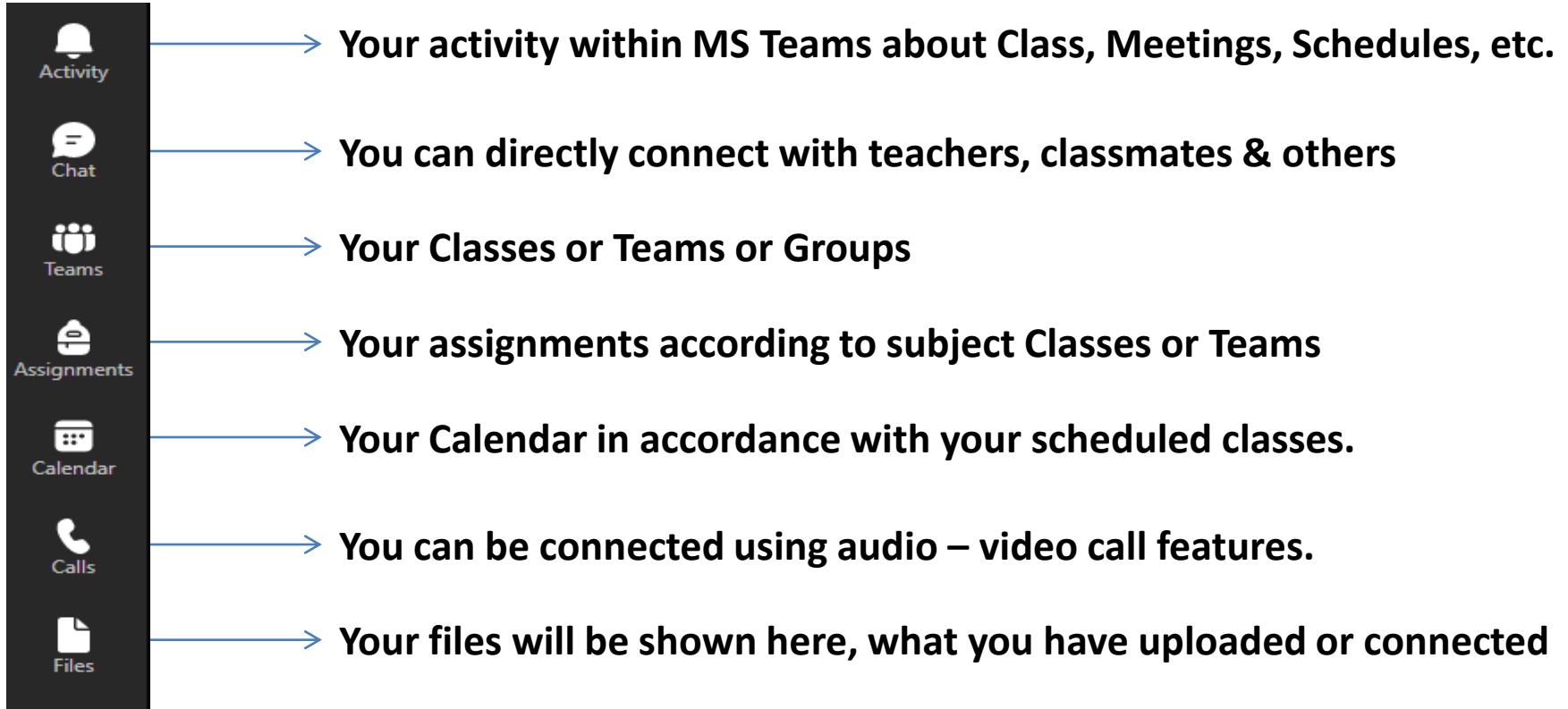
Always **use earphones** while attending the classes.

Keep yourself on **mute** mode until you have a query.

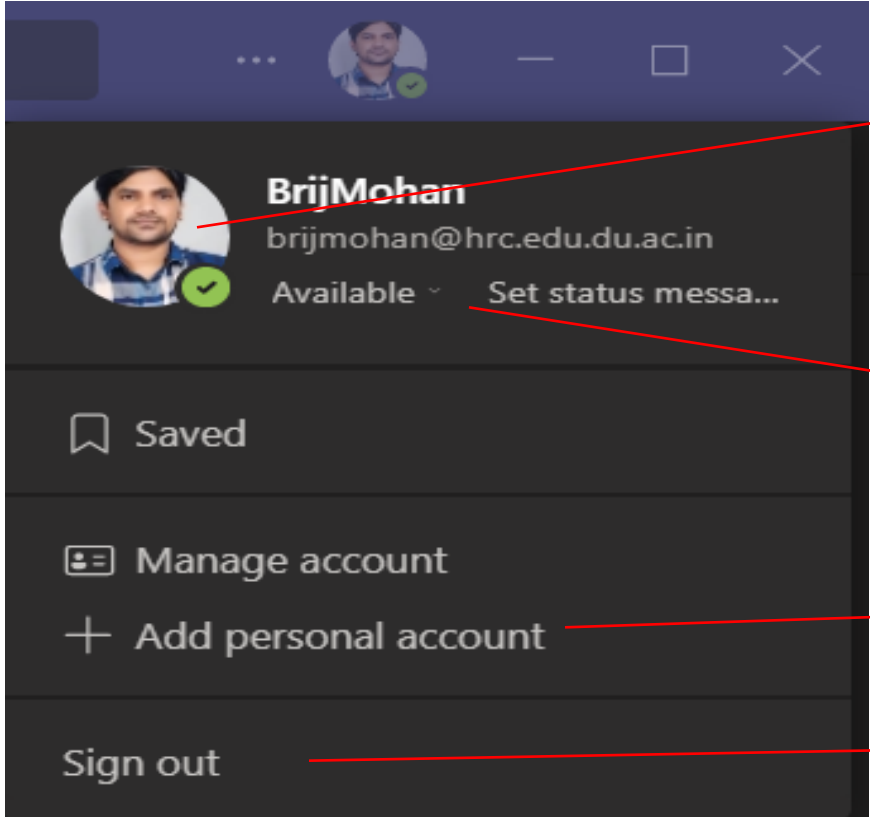
You can click the **Raise Hand** button for asking any doubt.

Don't talk in between live classes.

Left-bar



Your Profile



The image shows a user profile interface for a user named BrijMohan. The profile includes a circular profile picture, a green checkmark, the name "BrijMohan", the email address "brijmohan@hrc.edu.du.ac.in", and a status of "Available". Below the profile information are four menu items: "Saved", "Manage account", "Add personal account", and "Sign out". Red arrows point from specific elements to external text labels: from the profile picture to "Upload your photo", from the status dropdown to "Set your status", from "Add personal account" to "Add other account than college", and from "Sign out" to "Log out your account".

Upload your photo


Set your status

Add other account than college

Log out your account

<https://support.microsoft.com/en-us/teams>

Self-Training



Microsoft Teams training

See the basics or explore more with these training courses.

EXPLORE TRAINING >

Thank you

For any query, please message me on teams:

brijmohan@hrc.edu.du.ac.in